





**TKAL**



**100%**  
on road



**200%**  
Max. Load  
Capacity




**High Transportation Efficiency**

The steel chafer enhances the load capacity and increases working efficiency



**Longer Service Life**

Wear-resistant compound prolongs tire life



**Better Driving Comfort**

Longitudinal linear grooves have better operation stability and make driving more comfortable

Size	PR	Tread Depth (mm)	LI & SS	Load Capacity (kg)		Max. Load Capacity (kg)	Standard Pressure (kPa)	Type
				Single	Dual			
7.50R16	14	13.5	122/118L	1500	1320	2640	770	TT